



F18 SB



SANREMO
COFFEE MACHINES

made in italy



ENERGY SAVING SYSTEM

Component insulation and smart electronics for maximum energy efficiency



DIE-CAST ALUMINIUM LEGS

Machine support made in die-cast aluminium

GROUP SR 61

Chromed brass grouphead with thermosiphonic circulation system optimized to maintain the ideal coffee extraction temperature



QUICK STEAM COUPLING

The new half-turn knob allows extreme precision limiting physical stress

AUTOSTEAMER

- FOAMING
- STEAMING
- AUTOMATIC CLEANING
- HOT WATER



Autosteamer Version

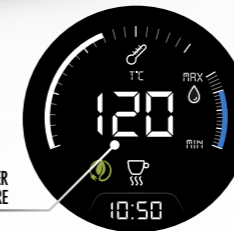
MULTIFUNCTION DISPLAY

ECO MODE



FUNCTIONS

IDLE MODE - TEMPERATURE



STEAM BOILER TEMPERATURE

STEAM BOILER PRESSURE

STEAM BOILER WATER LEVEL

ACTIVATED CUP WARMER

DETECTED ALARM

ACTIVATED ECO MODE

REQUIRED SERVICE

ACTIVATED AUTOMATIC ON/OFF

CLOCK



F18 SB

Download the catalog

Characteristics



DIE-CAST ALUMINIUM LEGS



GROUP FLUSHING

With a simple pressure of the button a small quantity of water is dispensed to allow the group to be always clean.



GROUP SR 61

Chromed brass grouphead with thermosiphonic circulation system optimized to maintain the ideal coffee extraction temperature.



CUP WARMER

Dedicated resistor to keep all the cups at the optimal temperature. Power level programmable by user.



AUTOMATIC CLEANING CYCLE

Process for coffee groups cleaning. Cleaning cycles number programmable.



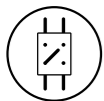
PRESSURE GAUGE

Allows to monitor the inlet and pump pressure during extraction.



ELECTRONIC AUTO-LEVEL

Through an electronic level probe the boiler is automatically filled and maintained to the right filling level.



STATIC RELAY BOILER TEMPERATURE

Allows to regulate the temperature as accurately as possible thanks to the PID algorithm.



MULTIFUNCTION DISPLAY

Allows to monitor the right functioning of the machine and to program the main functions.



PROGRAMMABLE ELECTRONIC PRE-INFUSION

Allows control with 0.1 second tolerance of the flow of water that wets the coffee bed, with programming of 4 different profiles for each group.



HIGH PERFORMANCE VOLUMETRIC PUMP

Pressure stability also with prolonged and contemporary use of more than one group.



ENERGY SAVING SYSTEM

Component insulation and smart electronics for maximum energy efficiency.



MIXED INFUSION HOT WATER FOR TEA AND HERBAL TEAS

Immediate mixing of cold / hot water for a better chemical and organoleptic quality.



AUTO-ON, AUTO-OFF AND DAY-OFF FUNCTION

Programmable ON-OFF/ON-ECO timer for each day and/or daily timetables.



EASY SERVICE

Fast access to the internal parts for quick and easy technical service.

Optional



AUTOSTEAMER

Steam wand characterized by an electronic system which allows to froth milk and heat up beverages at a programmable temperature, different for every single function. Automatic cleaning cycle is included.



EXTERNAL VOLUMETRIC PUMP



COMPETITION FILTERS

Exclusive Sanremo design, with shape and volume designed to capture the best coffee aromas and fragrances.



AISI 316L STAINLESS STEEL STEAM WAND "COLD TOUCH"

Anti-burning feature even in conditions of prolonged use, fitted with "Latte Art" high-performance steam terminals.



NAKED FILTER HOLDERS



PAYMENT SYSTEM

RS-232 communication protocol to manage cash register systems.



LED LIGHTING OF THE WORK AREA

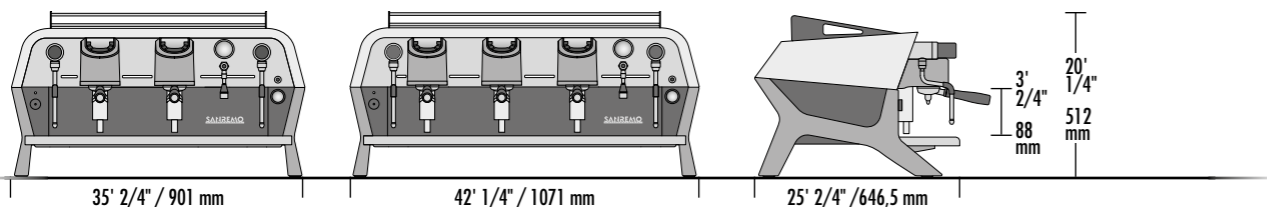
Allows efficient working in any condition of environmental lighting.



ENHANCED RESISTANCE



Versions



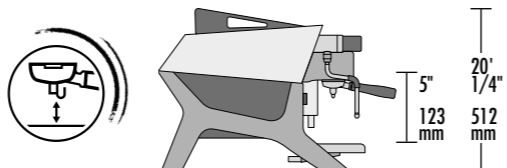
2 group

- 2 steam taps
- 1 water tap
- 1 one-cup filter holder
- 2 two-cup filter holders

3 group

- 2 steam taps
- 1 water tap
- 1 one-cup filter holder
- 3 two-cup filter holders

✓ "TALL" VERSION



Technical data		2 group	3 group
voltage	V	208-240V~ 60Hz 1PH	
max input boiler/steam boiler's resistor power	kW	2.60 - 3.20 / 2.7	4.90 - 5.70 / 5.1
		3.70 - 4.50 / 4.0	5.50 - 6.30 / 6.0
		4.30 - 4.50 / 4.5	
steam boiler capacity	lt	12	18
pump power	kW	0.15	0.15
cup warmer power	kW	0.20	0.25
net weight	lb / kg	172 / 78	211 / 96
gross weight (with shipping crate)	lb / kg	231 / 105	267 / 121

Colours

	Matte black Matte black	RAL 9004
	Matte black Matte white	RAL 9004 9003
	Matte black Brown	RAL 9004 8019
	Matte black Racing Red	RAL 9004 INVER 81784



Autosteamer

- FOAMING
- STEAMING
- AUTOMATIC CLEANING
- HOT WATER



Autosteamer Version

Standard Steam Version



Control panel

4 or 6 PROGRAMMABLE DOSES

Keyboard 5 selections

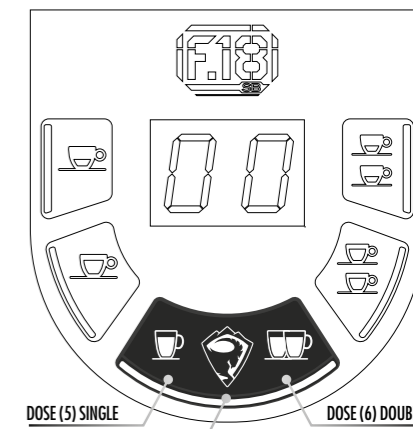
SHOT CLOCK
coffee extraction time

DOSES (1,2) SINGLE/DOUBLE

DOSES (3,4) SINGLE/DOUBLE



Keyboard 7 selections



DOSE (5) SINGLE

DOSE (6) DOUBLE

CONTINUOUS DELIVERY /GROUP FLUSHING

For more information about our
coffee machines please contact us
at export@sanremomachines.com



SANREMO
COFFEE MACHINES

SANREMO coffee machines s.r.l.
Via Giacomo Bortolan 52
31050 Vascon di Carbonera [TV] – ITALY
T +39 0422 448900
F +39 0422 448935
www.sanremomachines.com

Sanremo Coffee Machines USA, Inc
99 Grand Street, Unit 20, Moonachie,
New Jersey 07074 – USA
T +1 973 907 3013
alessio.t@sanremous.com
www.sanremomachines.com

Sanremo Coffee Machines s.r.l. has a certified Quality Management System
according to UNI EN ISO 9001:2015 standard.

