



ZOE
COMPETITION

SANREMO

Zoe Competition



SANREMO
COFFEE MACHINES

made in italy

COLORED AND VERSATILE

Totally matching every type of decorative solution thanks to the possible customizations



SHOT TIMER

To accurately and reliably time coffee extraction



LED LIGHTING OF THE WORKING AREA

Allows to effectively work in any light condition



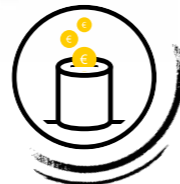
EASY SERVICE

Fast access to the internal parts for quick and easy technical service



LOW SERVICE COST

Designed to decrease the maintenance and inspection costs



Characteristics



ELECTRONIC AUTO-LEVEL
Through an electronic level probe the boiler is automatically filled and maintained to the right filling level.



ACTIVATED ELECTRONIC PRE-INFUSION
Management of the delayed activation of water solenoid in the first phase of brewing.



DOUBLE READING GAUGE
Allows to control at the same time the boiler pressure and the distribution pressure.



EASY SERVICE
Fast access to the internal parts for quick and easy technical service.



AUTOMATIC CLEANING CYCLE
Process for coffee groups cleaning.



LED LIGHTING OF THE WORK AREA
Allows efficient working in any condition of environmental lighting.



SHOT TIMER
To accurately and reliably time coffee extraction.

Optional



AUTOSTEAM
Steam wand characterized by an electronic system that allows to mount and/or heat milk at the set temperature.



CUP WARMER
Dedicated resistor to keep all the cups at the optimal temperature.

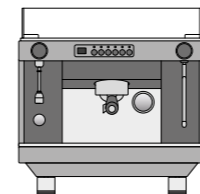


EXTERNAL VOLUMETRIC PUMP

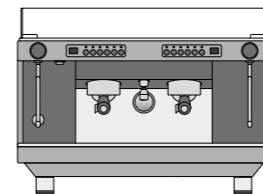


NAKED PORTAFILTERS

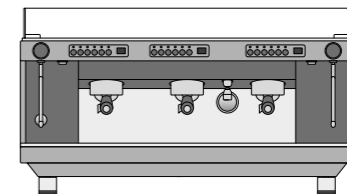
Versions



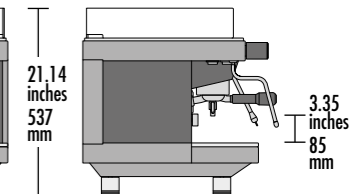
20.87 inches / 530 mm



28.35 inches / 720 mm



37.40 inches / 950 mm



21.14 inches / 537 mm

3.35 inches / 85 mm

1 group

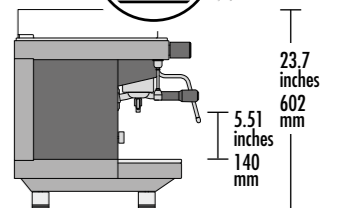
- 1 steam tap
- 1 water tap
- 1 one-cup portafilters
- 1 two-cup portafilters

2 group

- 2 steam taps
- 1 water tap
- 1 one-cup portafilters
- 2 two-cup portafilters

3 group

- 2 steam taps
- 1 water tap
- 1 one-cup portafilters
- 3 two-cup portafilters



23.7 inches / 602 mm

5.51 inches / 140 mm

TALL VERSION

2-3 group

Technical data

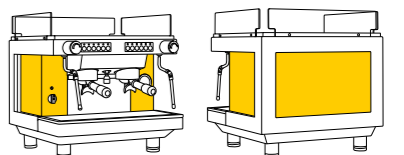
| | | 1 group | 2 group | 3 group |
|-----------------------|-------------|-------------------------|-----------|----------|
| voltage | V | 220-240 1N / 380-415 3N | | |
| power input | kW | 2.7 | 3.3 | 6 |
| steam boiler capacity | US gal / lt | 1.85 / 7 | 2.64 / 10 | 3.7 / 14 |
| steam boiler power | kW | 2.5 | 2.95 | 5.6 |
| pump power | kW | 0.13 | 0.13 | 0.13 |
| net weight | lb / kg | 99 / 45 | 121 / 55 | 152 / 69 |



Colors

| | | |
|--|-------------------|---------------|
| | Black | RAL 9005 |
| | White Black | RAL 9003 9005 |
| | White Matte black | RAL 9003 9005 |
| | White Red | RAL 9003 3002 |

PERSONALISED GRAPHICS



Zoe Competition
Link to the website

Customization of internal panels with graphics and colors (on request).

For more information about our coffee machines please contact us at export@sanremomachines.com



SANREMO

COFFEE MACHINES

SANREMO coffee machines s.r.l.
Via Giacomo Bortolan 52
31050 Vascon di Carbonera [TV] – ITALY
T +39 0422 448900
F +39 0422 448935
www.sanremomachines.com

Sanremo Coffee Machines s.r.l. has a certified Quality Management System according to UNI EN ISO 9001:2015 standard.

